

The "B" Series Base

(model B-4 x 22 and B-22 x 22 shown)

"B" series base, represents standard textured black column and base bottom. Optional chrome column is available. Chrome bottom is available on select sizes. All paint options are available. Optional 42" height and wheelchair height available.



#10 Glide

B Series Base (B - 22 x 22)

Height: 28 3/4" from floor to top of spider

Glide: #10 (four total)

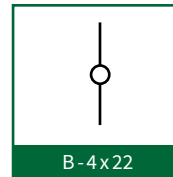
Column: 3" x 18 Gauge Cold Rolled
Plating Quality Steel.

Spider: 14" x 14" x 3" thick stamped steel.

Color is black.

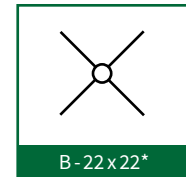
Shipped: Knocked Down

Sizes Available



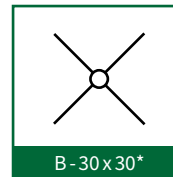
B - 4 x 22

Two bases required per top
(20 lbs)



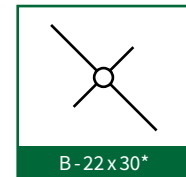
B - 22 x 22*

Top Capacity: 30" x 30"
(22 lbs)



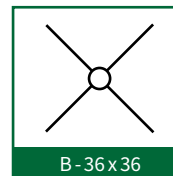
B - 30 x 30*

Top Capacity: 42" x 42"
(30 lbs)



B - 22 x 30*

Top Capacity: 30" x 48"
(26 lbs)



B - 36 x 36

Top Capacity: 54" x 54"
(34 lbs)

* Optional chrome
bottom available

Questions: If you have any questions, feel free to visit our website for more info or contact our office.

2 year warranty